



Living with technology and e-Safety

Helping your family to stay in control

Platanos College



The workshop

- We are going to cover:
 1. The technologies children, young people and their families are using
 2. Some of the challenges and issues they bring
 3. Some practical ideas and tools to help you to stay in control



What
technologies
are you and
your family
using?

Top 10 internet activities



Activity	Top 10 internet activities carried out at least once a week, by age: 2012 (%)		
	5-7yrs	8-11yrs	12-15yrs
Schoolwork / homework	38	67	82
Online games	47	51	47
Surfing / browsing	15	38	71
Social networking	3	19	75
Videos	9	25	56
Music	7	19	53
Avatar websites	33	36	15
TV	24	21	28
Wikipedia website	4	19	38
Instant messaging	1	11	45



Media in children's bedrooms

Activity	% of children who have the following media in their bedroom (2012)						
	TV	Games console	DVD/Blu-ray	Digital TV	Internet (PC/Laptop)	Radio	Digital video (DVR)
3-4 year olds	33	15	17	8	1	3	4
5-7 year olds	43	36	24	14	3	7	6
8-11 year olds	58	60	31	21	14	19	8
12-15 year olds	73	64	41	37	39	30	14

Use of tablet computers



Activity	% of children who use a tablet computer		
	2010	2011	2012
5-7 year olds	0	2	11
8-11 year olds	2	6	13
12-15 year olds	5	6	17

* Ofcom – March 2012




Smartphone ownership

Activity	% of children who own a smartphone	
	2011	2012
5-7 year olds	5	4
8-11 year olds	12	15
12-15 year olds	41	62

Changing technologies



Today's technologies



60 seconds of the Internet



Knowledge vs. wisdom



Knowledge

Many children pick up technology quicker!





Wisdom

Understanding how to behave in a virtual world.





What are the main benefits of digital technologies for your family?



Key challenges / issues



Did you know...?



HALF  **say**
OF PARENTS
they know THE
LESS **INTERNET**
about **than their**
children*

* Ofcom UK Children's
Media Literacy Report

But remember!



YOU

have the

PARENTAL WISDOM

So... what should you do now?



1. Get involved in your children's online activity at home and TALK

Check you know what applications they are using, especially chat rooms and games played with others online. Ask who their 'e-pals' are. Get them to teach you about how things work.

2. Support the school

Sign the Acceptable Use Policy and take an active interest in what your children are doing in ICT at school.

3. Encourage Internet use that builds on offline activities

It helps to keep the computer in a family room not tucked away in a child's bedroom. Help your children to use the Internet for homework and leisure interests.

4. Use some of the tools on the computer to help you

Conversation starters



“ If you’re ever worried or confused about something that happens to you (or to one of your friends) on the internet or your mobile, you do know you can talk to me about it don’t you? I’m sure I’ll be able to help and I promise I won’t just say I’ll take your internet/mobile/games console away from you. ”

“ Lots of my friends are on Facebook, can you help me to set up my profile please? ”

“ Can you spare 10 minutes to show me how to download a few apps onto my mobile please? ”

“ When you play games, do you ever play against other people over the internet? ”

“ Have you ever Googled your or my name to see what comes up about you or me online? ”

“ Do you go on the computer when you’re at [insert name of friend]’s house? What kind of things do you do? ”

Tools



- ✓ Passwords
- ✓ Google SafeSearch
- ✓ YouTube Safety Mode
- ✓ Parental controls on your Internet service
(e.g. BT Family Protection)
- ✓ Parental controls and separate accounts on your computer
- ✓ Parental controls on your mobile phone
(e.g. Vodafone Content Control)
- ✓ Parental controls on your games console
(e.g. Nintendo DS and important control to turn off 3d for children under 7, Xbox and restriction of Xbox live)
- ✓ Facebook privacy controls



1. Passwords

Why are passwords so important?



Passwords: what you can do

- ✓ Change passwords for important accounts regularly (banking, iTunes, Amazon, etc.)
- ✓ Make sure you know who knows them
- ✓ Choose strong passwords (a good combination of uppercase and lowercase characters, numbers and symbols)

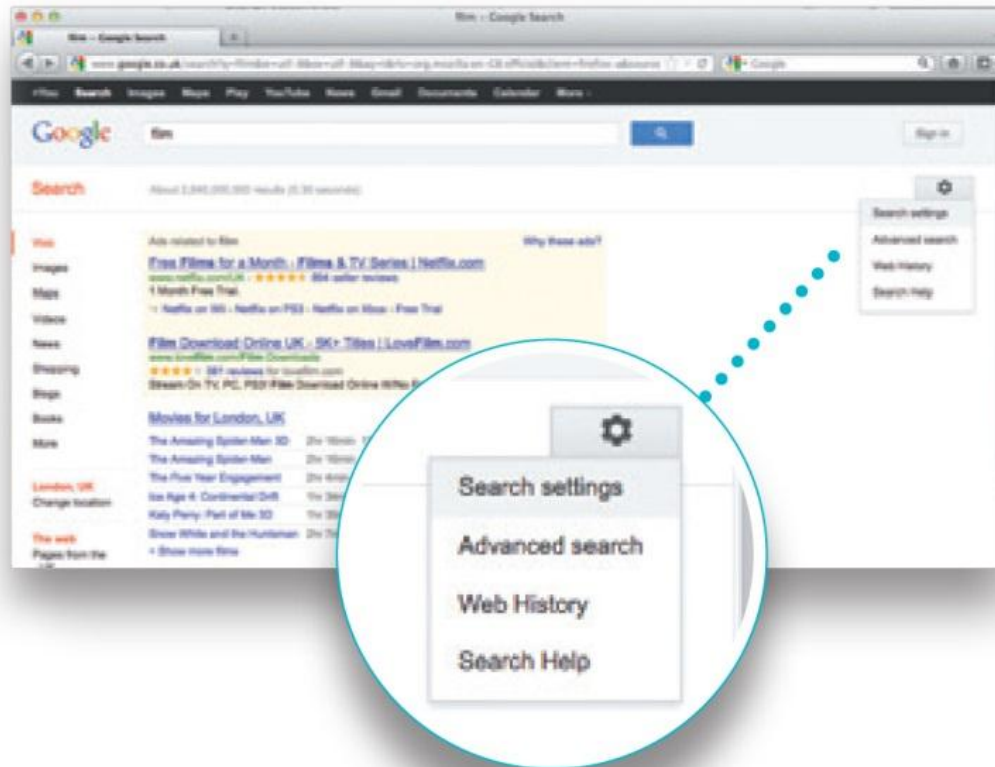


2. Google SafeSearch

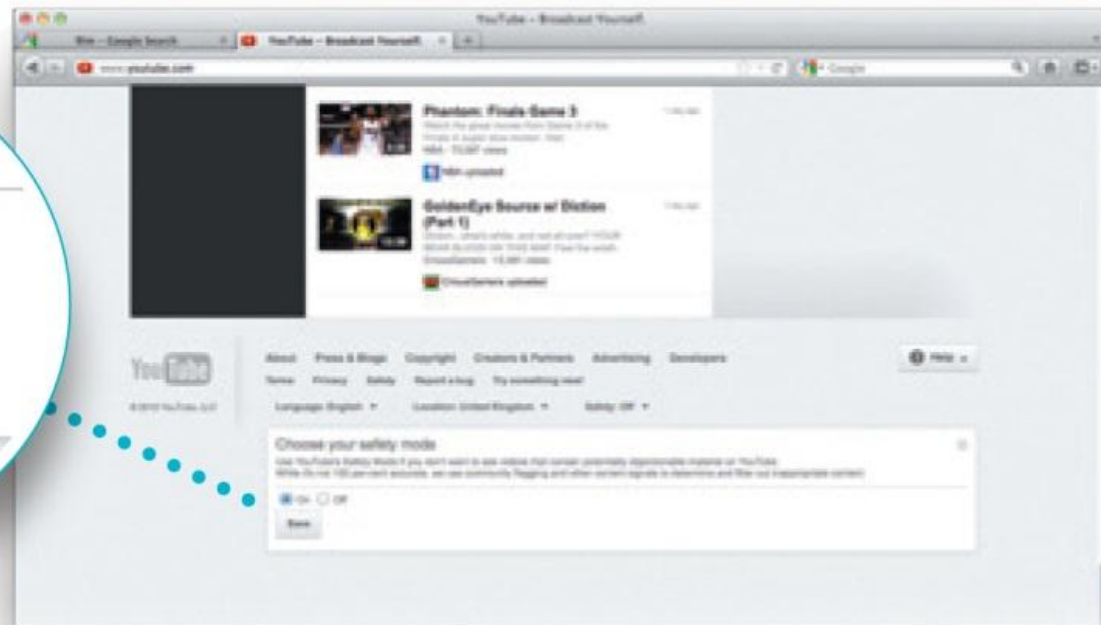
Google SafeSearch



SafeSearch helps you to keep adult content out of search results by screening websites that contain sexually-explicit content and removing them from the search results.



3. YouTube Safety Mode





4. Internet provider parental control

Internet provider parental control

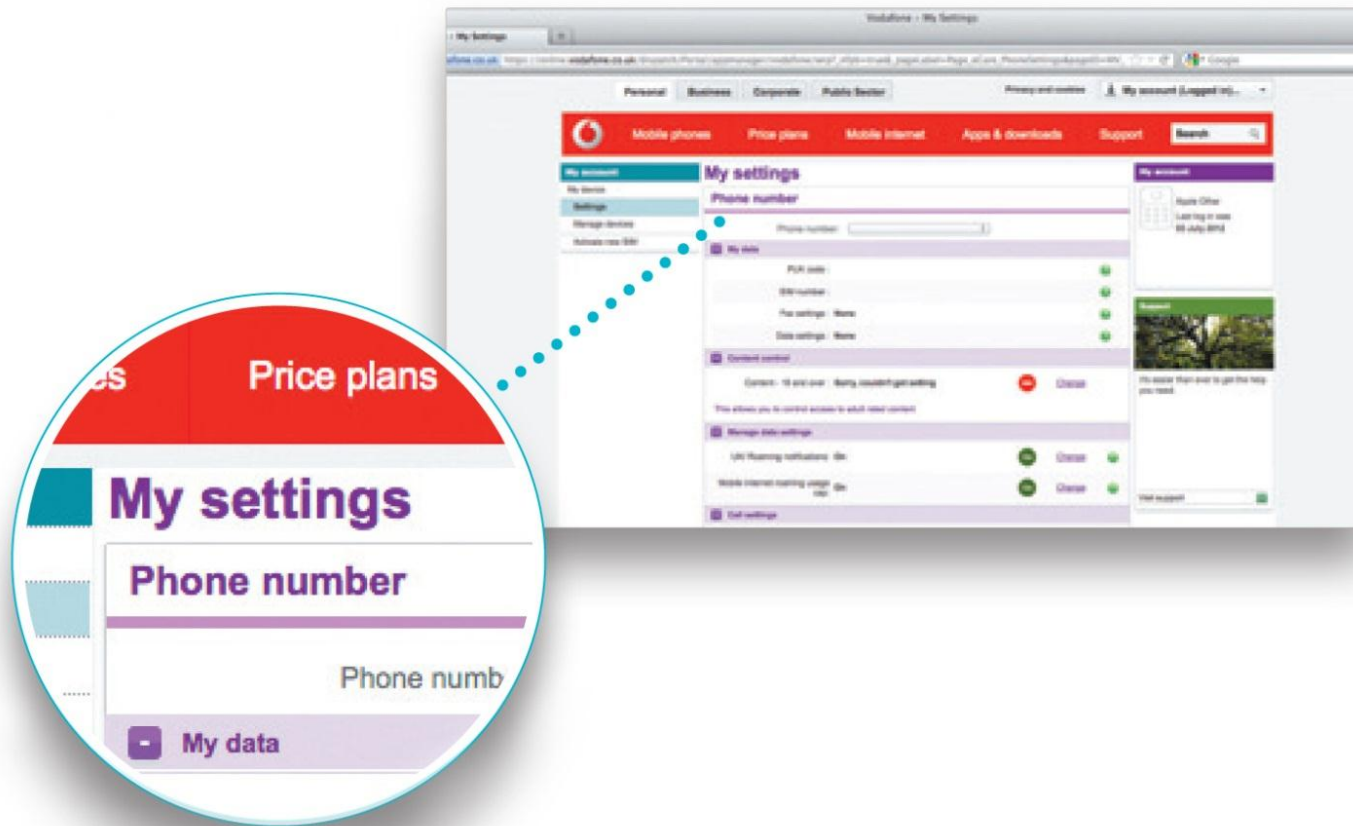


- ✓ You can set different age limits for your children so you can make sure they only see content appropriate to their age
- ✓ They enable you to set limits on how long your child stays online and when they go online
- ✓ You can allow or block specific programs, like Instant Messenger, or hardware like webcams



5. Parental Controls on your mobile

Mobile Parental Controls



Top tech for teens

Technology can be entertaining and empowering for teenagers but you might find it useful working out when your smartphone is safe. We'll open the school yard cover for it! From editor Kevin Kiper gives her lowdown on the tech gadgets for teenagers – from a phone that maps an entire racing circuit.

Digital Parenting Vodafone

10 'How-to' guides

Get your teenager's head on track with Vodafone's Digital Parenting Centre. Includes a new guide to keeping your teenager safe online.

Reporting concerns

How to report concerns about a child's online safety.

Expert views

Why are parents worried about their children's online safety? We ask experts for their views on the new app.

Take action

How to get your teenager's head on track with Vodafone's Digital Parenting Centre.

Dealing with teenage boys with 'big' egos

How to deal with teenage boys with 'big' egos.



6. Parental Controls with Social Media

Facebook privacy controls





Sharing on Facebook

- ✓ Click on 'customise settings' in the 'Sharing on Facebook' section
- ✓ Choose who your child is happy seeing and commenting on things they share, post or are tagged in – your child can choose 'Everyone', 'Friends of Friends' or 'Friends'



Basic directory information

- ✓ Certain information is visible to everyone on Facebook and can't be customised
- ✓ Other basic settings can be changed
- ✓ Go to 'Account/Privacy Settings'
- ✓ Click on 'View Settings' in the 'Basic Directory Information'
- ✓ Decide who can see particular information



Looking for more
information?

Useful links



- Vodafone Digital Parenting: vodafone.com/parents
- Mumsnet: www.mumsnet.com
- ParentPort: www.parentport.org.uk
- The Parent Zone: www.theparentzone.co.uk
- Child Exploitation & Online Protection Centre: www.ceop.police.uk
- Missing & Exploited Children: www.missingkids.com
- Childnet International: www.childnet.com
- CEOP: www.thinkuknow.co.uk/parents/parentsguide
- UK Safer Internet Centre: www.saferinternet.org.uk